



District Report Card: 2017


State: Uttarakhand	District: Bageshwar
Class: 3	Subject: Language
Schools: 61	Students: 453


Participation/Coverage


Students

<div>GENDER</div> <div></div>	Boys				Girls			
	Number		%		Number		%	
	215		47.46		238		52.54	

<div>AREA</div> <div></div>	Rural				Urban			
	Number		%		Number		%	
	441		97.35		12		2.65	

<div>CATEGORY</div> <div></div>	SC		ST		OBC		GEN	
	Number	%	Number	%	Number	%	Number	%
	240	52.98	2	0.44	18	3.97	193	42.60

<div>CWSN</div> <div></div>	LD	VI	HI	S&LD	ID	Oth
	1	0	0	0	2	1

<div>Management</div> <div></div>	Government				Government-aided			
	Number		%		Number		%	
	453		100.00		0		0.00	

Average Performance of Students in Language (%)

Overall	Gender		Area		Management		Social Group			
	Male	Female	Rural	Urban	Govt.	Aided	SC	ST	OBC	GEN
77.60	76.71	78.40	77.90	66.67	77.60	0.00	77.50	83.33	84.07	77.06

Performance on Learning Outcomes (LOs)

Learning Outcomes	Description	Average Performance(%)
L304	Reads small texts with comprehension i.e., identifies main ideas, details, sequence and draws conclusions	76.89
L312	Reads printed scripts on the classroom walls: poems, posters, charts etc.	79.03

Range of Performance of Students who Answered Correctly							
Below 30%		30% - 50%		50% - 75%		Above 75%	
Number	%	Number	%	Number	%	Number	%
16	3.53	37	8.17	114	25.17	286	63.13

Lowest Performing Learning Outcomes (LOs)

- 1 - Reads small texts with comprehension i.e., identifies main ideas, details, sequence and draws conclusions (76.89)
- 2 - Reads printed scripts on the classroom walls: poems, posters, charts etc. (79.03)